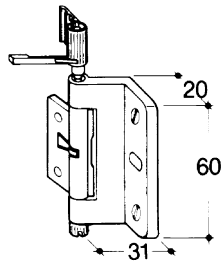
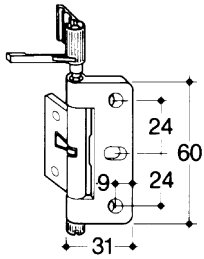


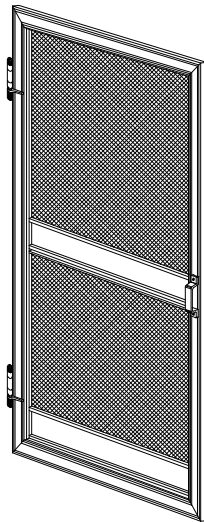
HINGED MOSQUITO DOOR



Hinge for face



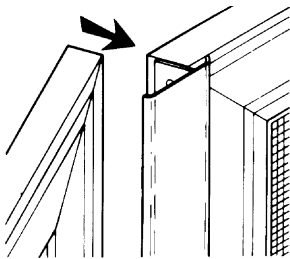
Hinge for niche



The hinged mosquito door can be mounted in the niche or on the face of the existing door frame.

The hinge has its own built-in autoclosure system.

The spring tension of the system is adjustable.

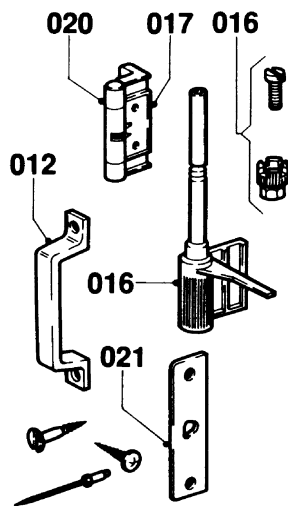


Profile for double door

The frame of the mosquito door is made from the sturdy aluminium profile, 53 x 18 mm. Door is equipped by kickplate and middle bar, from where you can push the door open very easily.

Maximum size for the single door is 1300 x 2300 mm. Two single door can be assembled as a double door by the optional rebate profile.

Standard colours for Mosquito door are white and brown.



Components for mounting

- 012 Handle 1 Pc + Screws
- 016 Auto closure set 2 Pcs
- 017 Hinge for door 2 Pcs + Rivets
- 020 Body of hinge 2 Pcs + Screws
- 021 Spacer for hinge 2 Pcs

Double door contain also rebate profile and its rivets